

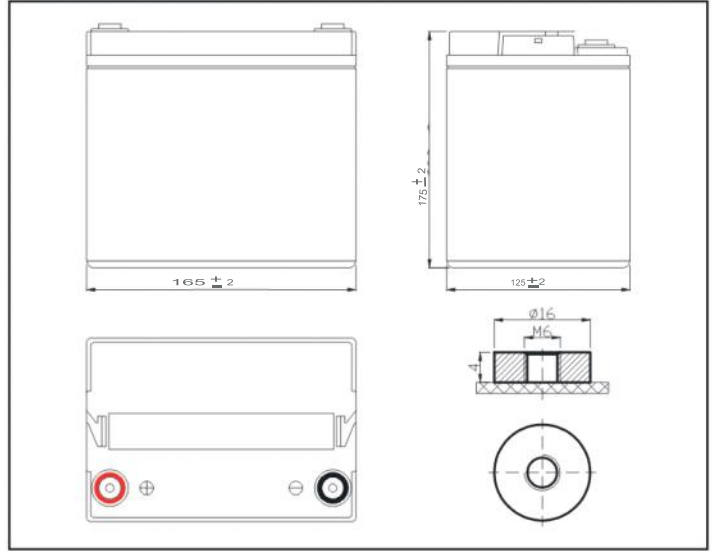
**Model No: NPG 28 - 12 12V 28AH**

**DEEP CYCLE GEL BATTERY**



**Plane Chart:**

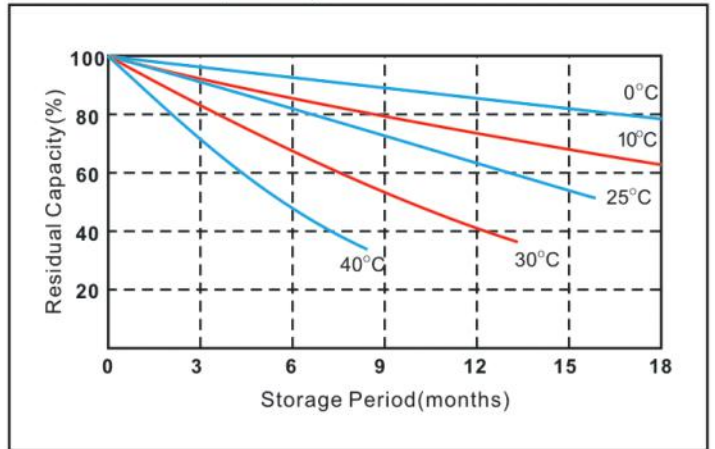
Unit:(mm) Terminal type:(T1)



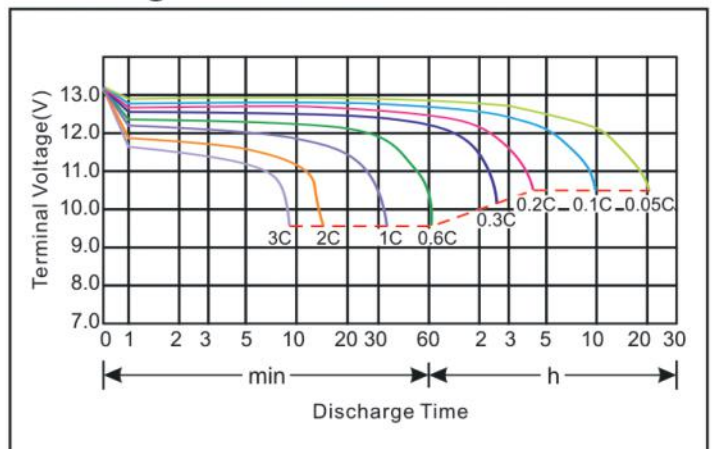
**Parameter Chart:**

Volts		12V	
Capacity(25°C)	10 hours rate (3.3A)	33Ah	
Discharge Current Testing (25°C)	1 hours rate (18.2A)	19Ah	
	3 hours rate (8.2A)	26Ah	
Internal Resistance	Full Charged Battery 25°C	8.5mΩ	
Capacity Affected By Temperature	40°C	104%	
	25°C	100%	
	0°C	83%	
	-15°C	65%	
Residual Capacity (25°C)	Capacity After 3 Months Storage	91%	
	Capacity After 6 Months Storage	82%	
	Capacity After 12 Months Storage	65%	
Charge (Constant Voltage)	Cycle (25°C)	Initial Charging Current Less Than 9.9A Voltage 14.5~14.9V	
	Float (25°C)	Charge Voltage 13.6~13.8V	

**Residual Capacity**



**Discharge Current 25°C**

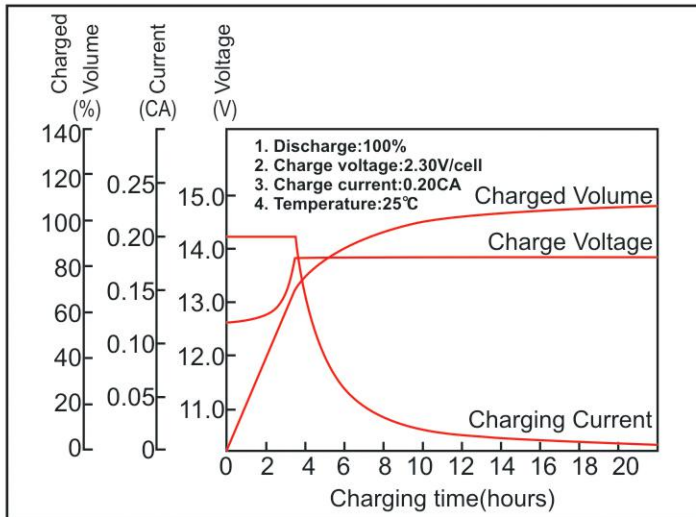


★The above are average and data obtained from the first 3 charge/discharge cycles. These are not minimum values.

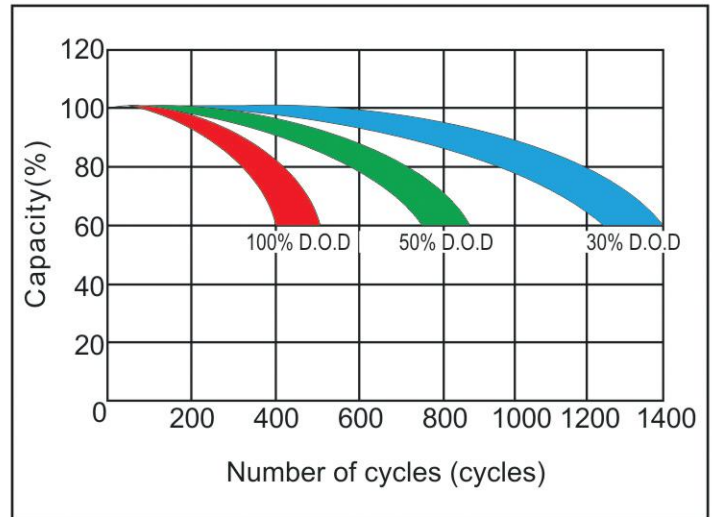
## Model No: NPG 28 - 12 12V 28AH

## DEEP CYCLE GEL BATTERY

### Constant voltage charging characteristics



### Cycle service life in relation to the depth of discharge



### Constant Current Discharge Characteristics (A, 25°C)

F.V/Time	5min	10min	15min	30min	60min	2h	3h	4h	5h	10h	20h
9.60V	105	66,4	51,9	29,2	18,0	10,0	6,94	5,74	4,88	2,65	1,42
9.90V	102	64,4	51,6	28,6	17,7	9,97	6,90	5,71	4,86	2,64	1,42
10.2V	97,5	61,8	48,7	27,6	17,3	9,88	6,85	5,67	4,82	2,63	1,41
10.5V	93,3	59,1	47,1	27,1	16,9	9,74	6,80	5,63	4,79	2,61	1,40
10.8V	88,0	55,8	44,6	26,1	16,4	9,49	6,60	5,46	4,64	2,56	1,37

### Constant Power Discharge Characteristics (Watt, 25°C)

F.V/Time	5min	10min	15min	30min	60min	2h	3h	4h	5h	10h	20h
9.60V	1170	749	591	335	208	117	82,4	68,4	58,3	31,8	17,1
9.90V	1135	727	577	328	205	117	82,0	68,0	58,0	31,7	17,0
10.2V	1088	697	556	318	200	116	81,4	67,5	57,6	31,5	16,9
10.5V	1041	667	537	310	196	114	80,8	67,0	57,2	31,3	16,8
10.8V	983	629	508	299	190	111	78,4	65,0	55,5	31,7	16,5

### Capacity Factors With Different Temperature

Battery Type		-20°C	-10°C	0°C	5°C	10°C	20°C	25°C	30°C	40°C	45°C
GEL Battery	12V	50%	70%	83%	85%	90%	98%	100%	102%	104%	105%

★The above are average and data obtained from the first 3 charge/discharge cycles. These are not minimum values.



**MSDS**